

INTERMEDIATE RECORDER



PALOS VERDES PENINSULA
UNIFIED SCHOOL DISTRICT

NAME _____

KEYS TO SUCCESS

Take care of your equipment and bring it to class every week:

1. Your music folder with your music inside
2. A pencil
3. Your recorder

Come to class prepared and ready to work:

1. Bring only your folder, music, pencil and recorder.
2. Go to your seat quickly and wait quietly for class to begin.

Be courteous to the teacher, your classmates, and others at school:

1. Don't toot your recorder as you walk around campus.
2. Wait quietly and listen when someone is playing a solo.
3. Don't play your recorder when the teacher is talking.
4. Respect each student's effort to play the recorder.

Practice at home:

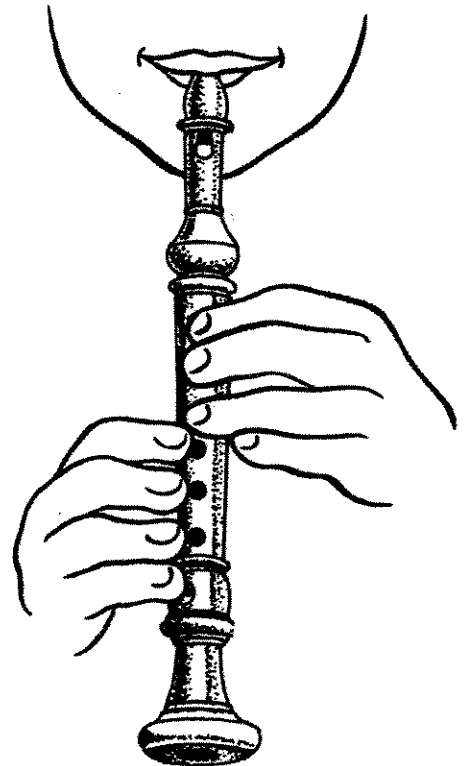
1. Practice 10 minutes each day. This is your music homework. "Practice makes perfect" definitely applies to recorders.
2. Look at your music while you play, even if you have memorized the song. Practice trouble spots over and over until you can do them easily.

Receive satisfaction for all your hard work:

1. Learn to read the notes so you can read the music.
2. Be a tutor for someone who needs extra help.
3. Get good grades in music. Your grade is based mostly on your participation, your behavior and your attitude.

FIRST LESSON

1. Blow *gently*, like a long steady whistle.
2. Use your tongue to begin the sound... say "too" or "doo" into the recorder.
3. Cover holes with the pads of your fingers, not the tips.
4. **ALWAYS** use your *left hand at the top*, right hand at the bottom of the recorder.



CONTENTS

Song	Page
Merrily We Roll Along	3
Little Train	3
Jolly Old St. Nicholas	4
Shake Them 'Simmons Down	4
The Noble Duke of York	5
Hush Little Baby	5
Scotland's Burning	6
Jingle Bells	7
Amazing Grace	7
Chorale	8
When the Saints Go Marching In	8
Skip to My Lou	9
This Land is Your Land	9
Home on the Range	10
Bingo	11
Yankee Doodle	11
Sweetly Sleeping	11
Good King Wenceslas	12
Row, Row, Row Your Boat	12
Tideo	13
Theme from the New World Symphony	13
Camptown Races	14
On Top of Spaghetti	14
My Paddle	15
Land of the Silver Birch	15
America	16
This Old Man	17
I Love the Mountains	17
America	18
The Lion Sleeps Tonight	19
Fingering Chart	20

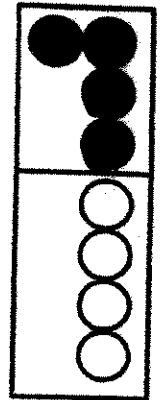
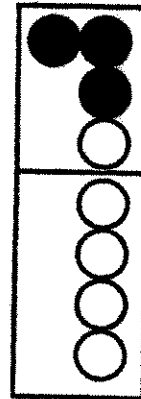
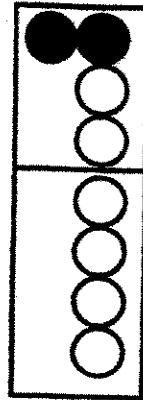


LET'S REVIEW THE NOTES!

B

A

G



MERRILY WE ROLL ALONG

1

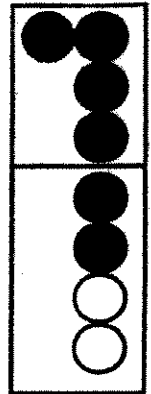
 Mer - ri - ly we roll a - long, roll a - long, roll a - long,

5

 Mer - ri - ly we roll a - long, o'er the deep blue sea.



E



LITTLE TRAIN

1

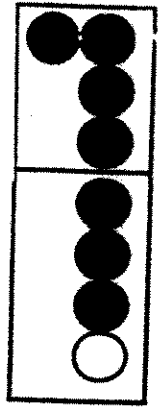
 Lit - tle train mov - ing, mov - ing, mov - ing,

3

 Lit - tle train mov - ing down the track.



D



JOLLY OLD ST. NICHOLAS

1
Jol - ly old Saint Ni - cho - las lean your ear this way.

3
Don't you tell a sin - gle soul what I'm going to say.


5
Christ - mas Eve is com - ing soon. Now you dear old man,

7
Whis - per what you'll bring to me, tell me if you can.

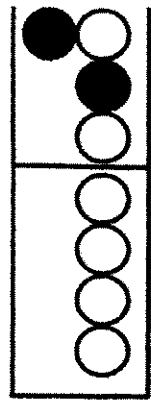
SHAKE THEM SIMMONS DOWN

1
Cir - cle left, do - oh, do - oh, Cir - cle left, do - oh, do - oh,

3
Cir - cle left, do - oh, do - oh, Shake them 'sim - mons down.



C'



THE NOBLE DUKE OF YORK

1

The nob - le Duke of York, he

4

had ten thous - and men. He marched them up to the

7

top of the hill and he marched them down a - gain.

Second verse:

**Now, when we're up, we're up; and when we're down, we're down;
And when we're only half-way up, we're neither up nor down.**

HUSH LITTLE BABY

1

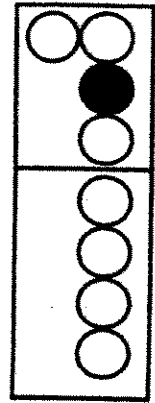
Hush lit - tle ba - by, don't say a word,

5

Pa - pa's gon - na buy you a mock - ing - bird.



D'



SCOTLAND'S BURNING

1.
Scot - land's burn - ing, Scot - land's burn - ing.

2.
Look out! Look out!

3.
Fire! Fire! Fire! Fire!

4.
Pour on wa - ter, pour on wa - ter.



JINGLE BELLS

1
Jin - gle Bells, Jin - gle Bells, jin - gle all the way.

5
Oh, what fun it is to ride in a one horse o - pen sleigh. —

9
Jin - gle Bells, Jin - gle Bells, jin - gle all the way.

13
Oh what fun it is to ride in a one horse o - pen sleigh.

Detailed description: This block contains the musical score for the song 'Jingle Bells'. It consists of four staves of music in G major (one sharp) and 2/4 time. The first staff starts at measure 1 and ends at measure 4. The second staff starts at measure 5 and ends at measure 8. The third staff starts at measure 9 and ends at measure 12. The fourth staff starts at measure 13 and ends at measure 16. The lyrics are written below the notes, with hyphens indicating syllables that span across multiple notes.

AMAZING GRACE

1
A - maz - ing grace, how sweet the sound that

6
saved a wretch like me. — I


10
once was lost, but now am found, was

14
blind, but now I see. —

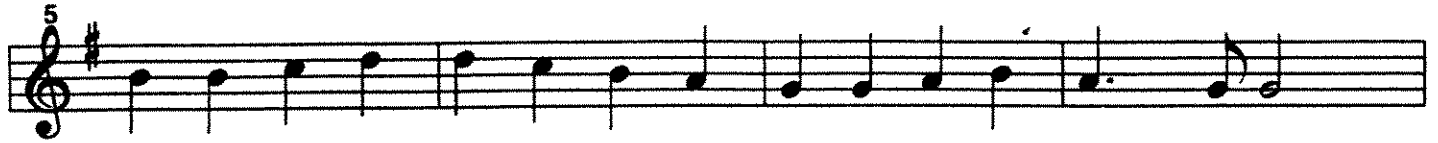
Detailed description: This block contains the musical score for the hymn 'Amazing Grace'. It consists of four staves of music in G major (one sharp) and 3/4 time. The first staff starts at measure 1 and ends at measure 5. The second staff starts at measure 6 and ends at measure 9. The third staff starts at measure 10 and ends at measure 13. The fourth staff starts at measure 14 and ends at measure 17. The lyrics are written below the notes, with hyphens indicating syllables that span across multiple notes.

CHORALE


Beethoven



Now the morn - ing sun is ris - ing, sun - light falls on flow'r and tree.



Warmth and beau - ty flow a - round us, on the land and on the sea.



Bells are ring - ing, child - ren sing - ing, all reach to the sun a - bove,




Peo - ple liv - ing now as bro - thers in a world of truth and love.

When the Saints Go Marching In

Spiritual



Oh, when the saints go march - ing in, oh, when the
Oh, when the stars hear be - gin to shine, oh, when the
Oh, when I hear that trum - pet sound, oh, when I



saints go march - ing in, oh, Lord, I want to be in that
stars hear be - gin to shine, oh, Lord, I want to be in that
hear that trum - pet sound, oh Lord, I want to be in that

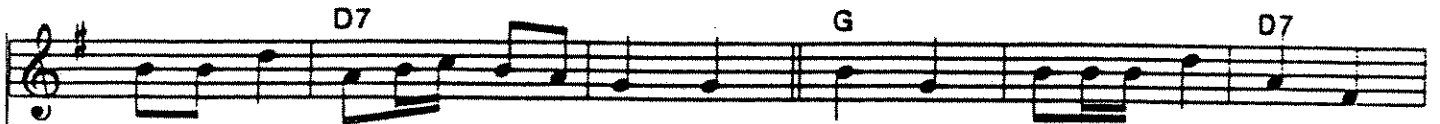


num - ber. when the saints go march - ing in.
num - ber. when the stars hear be - gin to shine.
num - ber. when I hear that trum - pet sound.


Skip to My Lou



Flies in the but-ter-milk. shoo, fly, shoo! Flies in the but-ter-milk. shoo, fly, shoo! Flies in the but-ter-milk.



shoo, fly, shoo! Skip to my Lou, my dar - ling. Skip, skip. skip to my Lou! Skip, skip.

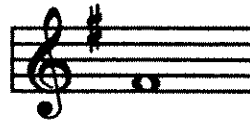


skip to my Lou! Skip, skip. skip to my Lou! Skip to my Lou, my dar - ling.

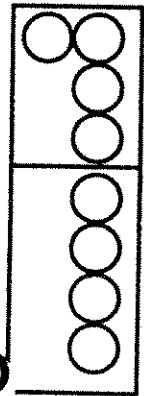
A NEW NOTE

Color in the correct fingering

Circle the F# 's in each song




F#




THIS LAND IS YOUR LAND

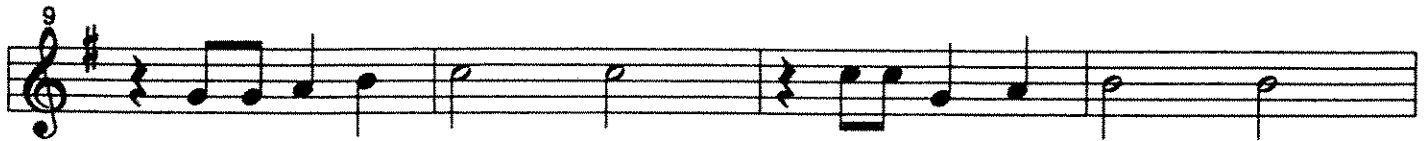
Woody Guthrie



This land is your land, this land is my land,



From Ca - li - for - nia to the New York Is - land,



From the red-wood for - est to the Gulf stream wa - ters,



This land was made for you and me. _____

HOME ON THE RANGE

1
Oh, give me a home where the buf - fal - o roam, Where the


6
deer and the ant - e - lope play, Where sel - dom is heard a dis -

12
cour - ag - ing word, And the skies are not cloud - y all day.

18 *Refrain*
Home, home on the range, Where the deer and the ant - e - lope

24
play, Where sel - dom is heard a dis - cour - ag - ing

29
word, And the skies are not cloud - y all day.



BINGO

There was a far - mer had a dog and Bing - o was his name, O

B - I - N - G - O, B - I - N - G - O,

B - I - N - G - O, And Bing - o was his name, O!

The musical notation for 'BINGO' is written on a single treble clef staff in G major (one sharp) and 2/4 time. It consists of three lines of music. The first line starts at measure 1 and ends at measure 5. The second line starts at measure 6 and ends at measure 9. The third line starts at measure 10 and ends at measure 13. The lyrics are placed below the notes.

YANKEE DOODLE

Yan - kee Doo - dle went to town a - rid - ing on a po - ny, He

stuck a feath - er in his cap and called it ma - ca - ro - ni.


The musical notation for 'YANKEE DOODLE' is written on a single treble clef staff in G major (one sharp) and 2/4 time. It consists of two lines of music. The first line starts at measure 1 and ends at measure 4. The second line starts at measure 5 and ends at measure 8. The lyrics are placed below the notes.

SWEETLY SLEEPING


Polish Folk Song

The musical notation for 'SWEETLY SLEEPING' is written on a single treble clef staff in G major (one sharp) and 3/4 time. It consists of four lines of music. The first line starts at measure 1 and ends at measure 4. The second line starts at measure 5 and ends at measure 8. The third line starts at measure 9 and ends at measure 12. The fourth line starts at measure 13 and ends at measure 16. The title 'Polish Folk Song' is written in the upper right corner of the first line.

GOOD KING WENCESLAS




1 Good King Wen - ces - las looked out on the feast of Ste - phen




5 When the snow lay round a - bout, deep and crisp and ev - en.




9 Bright - ly shone the moon that night, though the frost was cru - el,



13 When a poor man came in sight gath - 'ring win - ter fu - - el.



ROW, ROW, ROW YOUR BOAT




1 Row, row, row your boat gent - ly down the stream, —



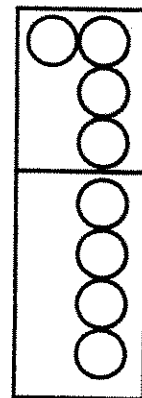
5 Mer - ri - ly, mer - ri - ly, mer - ri - ly, mer - ri - ly. Life is but a dream. —

A NEW NOTE

Color in the correct fingering



C



TIDEO

1
Pass one win - dow, ti - de - o, Pass two win - dows, ti - de - o,

5
Pass three win - dows, ti - de - o, Jin - gle at the win - dow, ti - de - o.

9
Ti - de - o, ti - de - o, Jin - gle at the win - dow, ti - de - o.

THEME FROM THE NEW WORLD SYMPHONY

Largo

Dvorak

1
5
9
Fine
D.C. al Fine


CAMPTOWN RACES

Stephen Foster

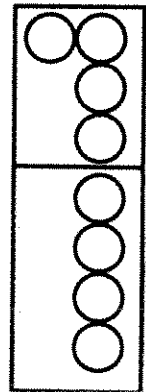
1
Camp-town lad - ies sing this song: Doo-dah, doodah, Camp-town race-track
6
five miles long. Oh, doo-dah day. Goin' to run all night, goin' to run all
12
day. I bet my money on a bob-tail nag, Some - bod-y bet on the bay.

A NEW NOTE

Color in the correct fingering



F




ON TOP OF SPAGHETTI

1
On top of spaghetti, all covered with cheese, I
10
lost my poor meat ball when some-bod-y sneezed.


MY PADDLE



My pad - die's keen and bright, flash - ing with sil - ver.
 Dip, dip and swing it back, flash - ing with sil - ver.



Fol - low the wild goose flight, dip, dip and swing.
 Swift as the wild goose flight, dip, dip and swing.




LAND OF THE SILVER BIRCH



Land of the sil-ver birch, home of the bea - ver, Where still the might-y moose



wanders at will. Blue lake and rock-y shore, I will re - turn once more.



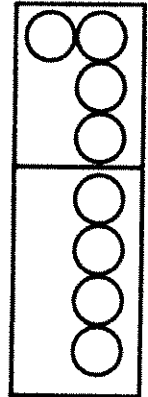
Boom - di - di-boom-boom, boom - di - di-boom-boom, boom - di - di-boom-boom, boom.

A NEW NOTE

Color in the correct fingering



E'



AMERICA

1
My coun - try, 'tis of thee, Sweet land of lib - er-ty, Of thee I
6
sing; Land where my fath - ers died, Land of the Pil - grim's pride,
11
From ev - 'ry— moun - tain-side, Let— free - dom ring.

THIS OLD MAN

1

This old man, he played one, He played knick knack on my thumb, With a
5
knick knack pad-dy whack, Give the dog a bone, This old man came rol-ling home.

Detailed description: The musical score for 'This Old Man' is written on two staves in G major (one sharp) and common time. The first staff begins with a treble clef, a key signature of one sharp (F#), and a common time signature. The melody consists of quarter and eighth notes. The lyrics are placed below the notes. The second staff continues the melody and lyrics, starting with a measure rest labeled '5'.

I LOVE THE MOUNTAINS

1


I love the moun-tains, I love the rol-ling hills,
3 2
love the flow-ers, I love the daf-fo-dils;
5 3
love the fire-side when all the lights are low,
7 4
Boom-dee-ah-da, Boom-dee-ah-da, Boom-dee-ah-da, Boom-dee-ah-da.

Detailed description: The musical score for 'I Love the Mountains' is written on four staves in G major (one sharp) and common time. The first staff begins with a treble clef, a key signature of one sharp (F#), and a common time signature. The melody consists of quarter and eighth notes. The lyrics are placed below the notes. The second staff starts with a measure rest labeled '3' and a '2' above it. The third staff starts with a measure rest labeled '5' and a '3' above it. The fourth staff starts with a measure rest labeled '7' and a '4' above it. The final line of lyrics is a rhythmic pattern of 'Boom-dee-ah-da' repeated four times.

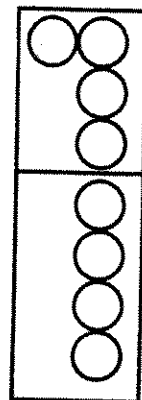


A NEW NOTE

Color in the correct fingering



C#



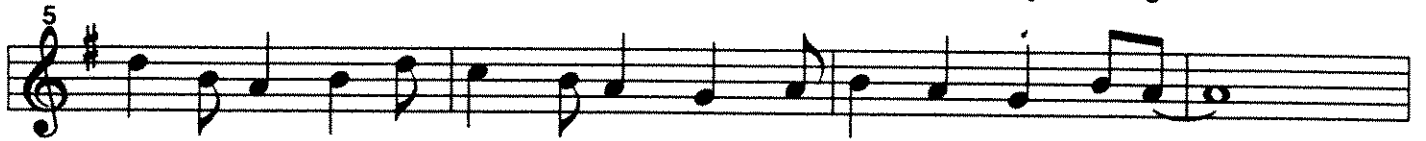
AMERICA THE BEAUTIFUL

1
O beau - ti - ful for spa - ciousskies, For am - ber waves of grain, For
6
pur - ple moun - tain maj - es - ties A - bove the fruit - ed plain! A -
10
mer - i - ca! A - mer - i - ca! God shed His grace on thee, And
14
crown thy good with broth - er - hood From sea to shin - ing sea.

THE LION SLEEPS TONIGHT



In the jun - gle, the might - y jun - gle, The li - on sleeps to-night. _____



In the jun - gle, the might - y jun - gle, The li - on sleeps to-night. _____




Ooo _____ oh wim - o - weh. _____




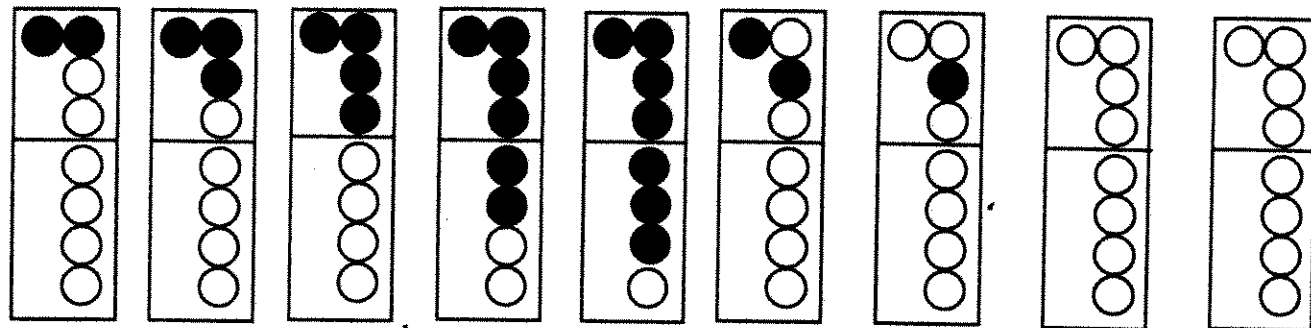
Ooo _____ oh wim - o - weh. _____



FINGERING CHART



B A G E D C' D'



F# C F E' C#

